

COVID-19 in Lake County, Ohio: November 18, 2020

This report summarizes available data for total COVID-19 cases in Lake County, Ohio, including both laboratory confirmed and probable cases, based on cumulative data entered in the Ohio Disease Reporting System as of 2:00 pm the day prior to issue. The level of detail provided has been determined appropriate, given the number of cases in Lake County, to ensure the protection of sensitive individual health information. Some data are preliminary, and therefore subject to change.

Total Cases: 5,197

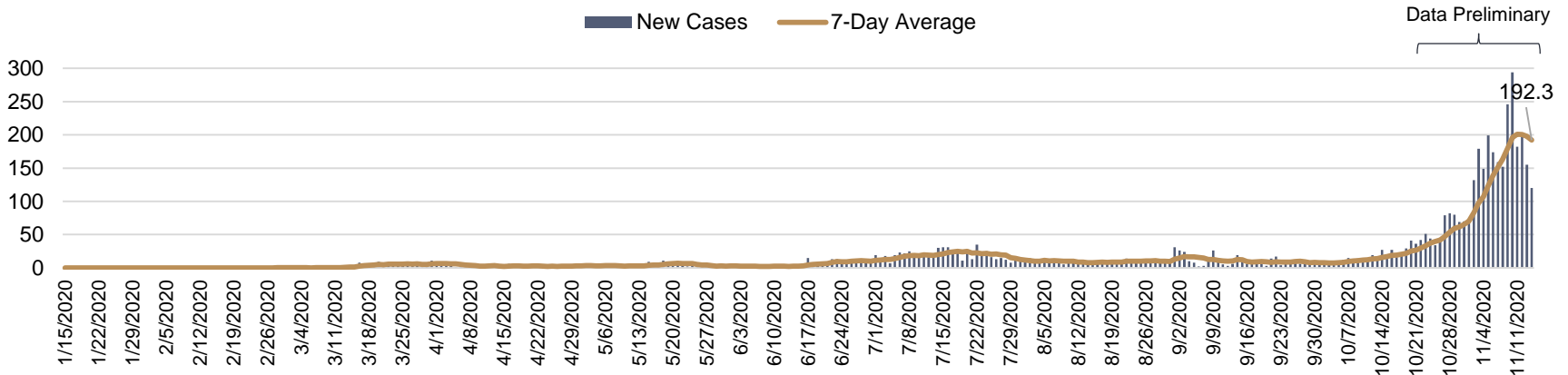
Two-week Incidence Rate
per 100,000 population: **982**

Lab Confirmed Cases: 5,112

New COVID-19 Cases by Event Date*

Probable Cases: 85

Antibody Positive: **16**
Non-Antibody: **69**



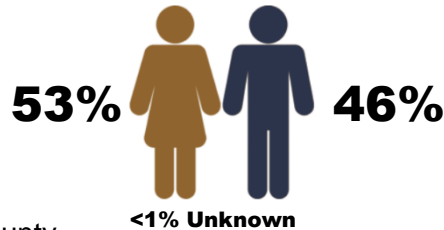
*Event Date refers to the first date in a medical record associated with a given illness. For the vast majority of cases, the reported Event Date refers to the date of symptom onset (date on which the case first experienced COVID-19 symptoms). For the cases for which this date is unknown, the date presented refers to the date a specimen was collected for COVID-19 testing. Due to lags in testing and reporting, new cases may appear for dates several weeks in the past. A seven (7) day rolling average is included to assist in visualizing the trend, and the most recent value is indicated on the far right side of the graph.



Cumulative Total COVID-19 Cases (N=5,197)

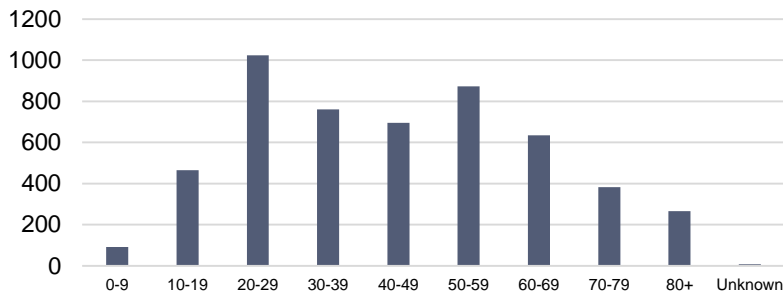


Ages:
<1 to 106
Average:
44 Years

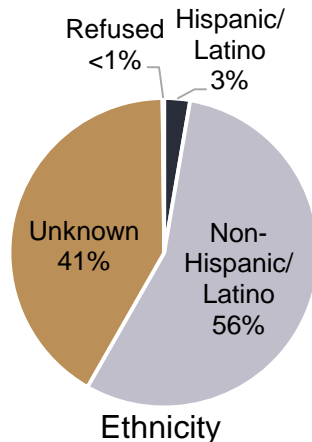
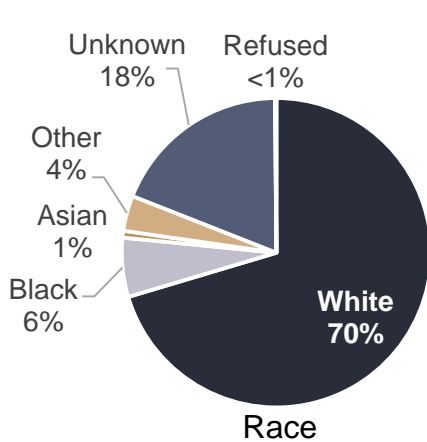
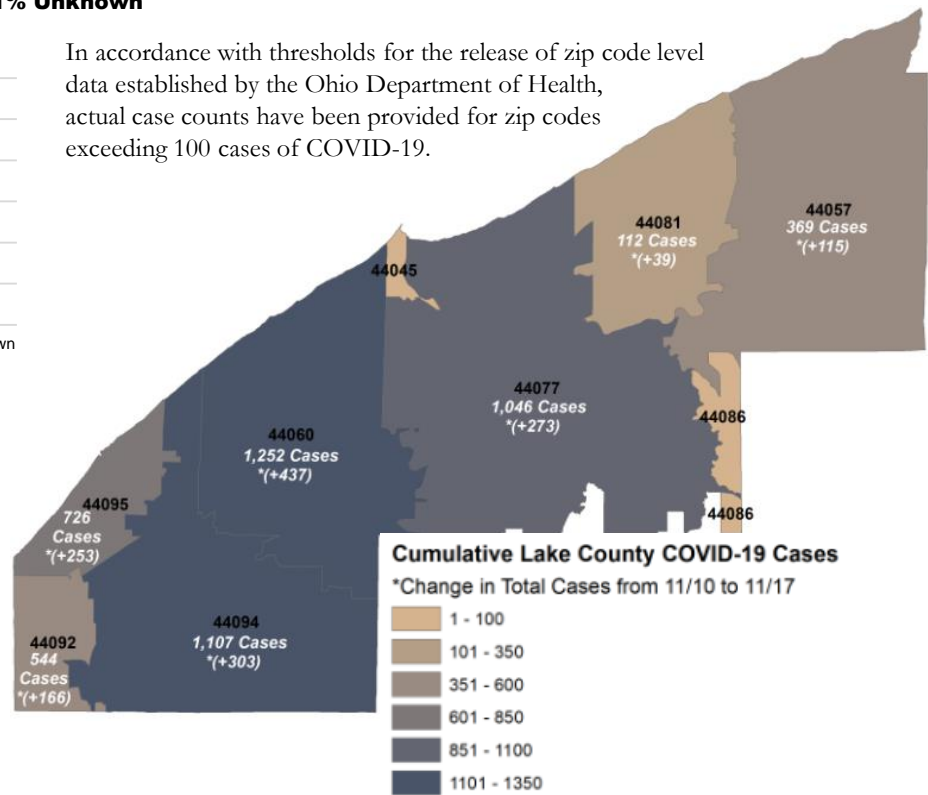


8%
Healthcare Workers

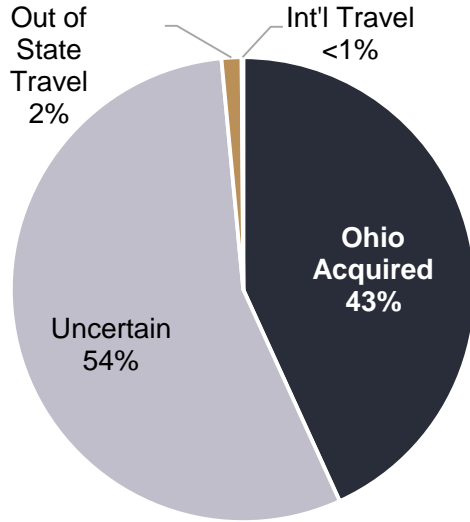
Ages of COVID-19 Cases in Lake County



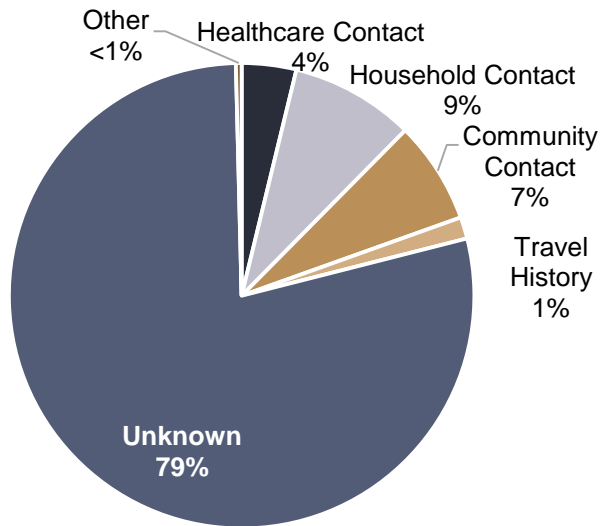
In accordance with thresholds for the release of zip code level data established by the Ohio Department of Health, actual case counts have been provided for zip codes exceeding 100 cases of COVID-19.



Cumulative Total COVID-19 Cases (N=5,197)



Exposure Geography



Exposure Source

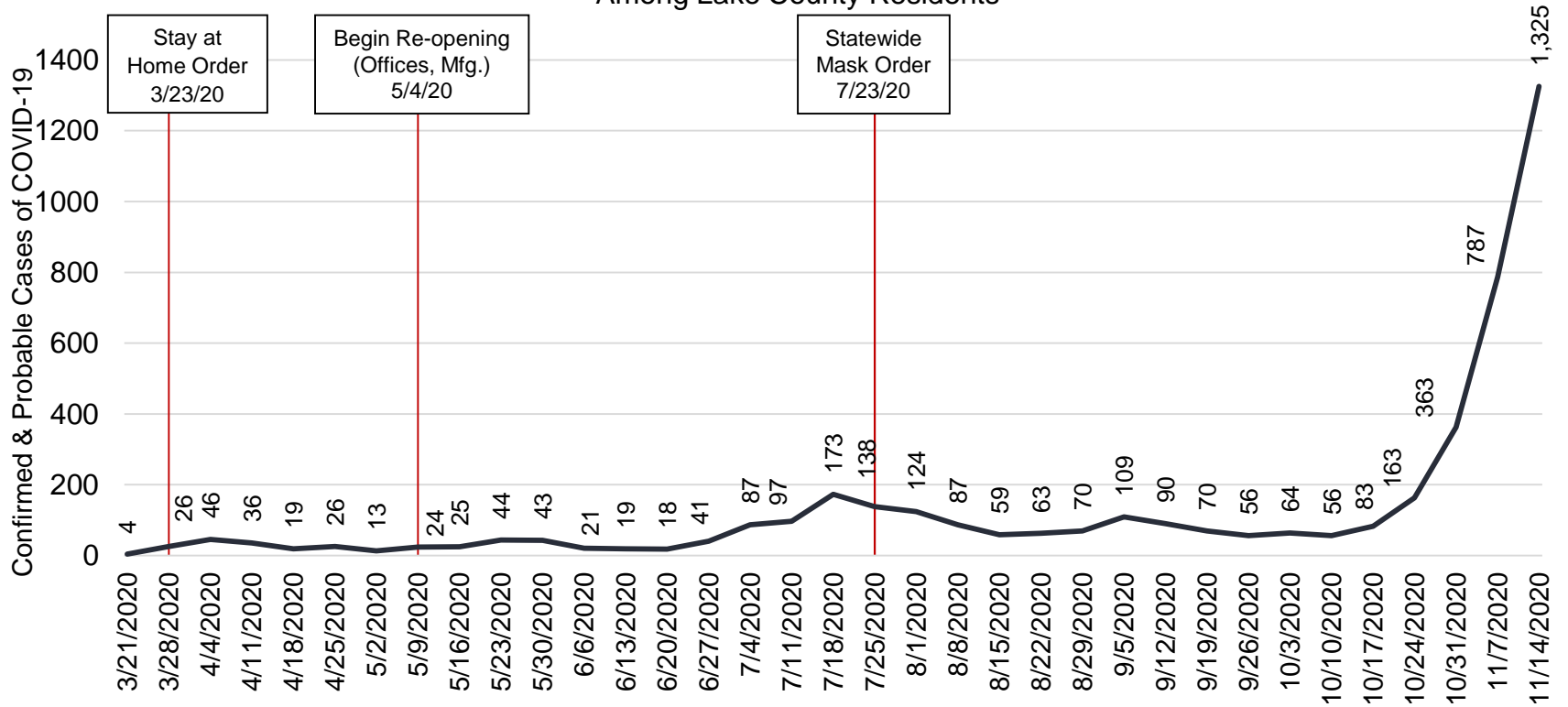
States of Exposure:

- | | |
|---------------|----------------|
| Ohio | Mississippi |
| Arizona | North Carolina |
| California | New Jersey |
| Colorado | Nevada |
| Florida | New York |
| Georgia | Pennsylvania |
| Illinois | Rhode Island |
| Indiana | South Carolina |
| Kentucky | Tennessee |
| Maryland | Texas |
| Massachusetts | Wisconsin |
| Michigan | West Virginia |
| Minnesota | |



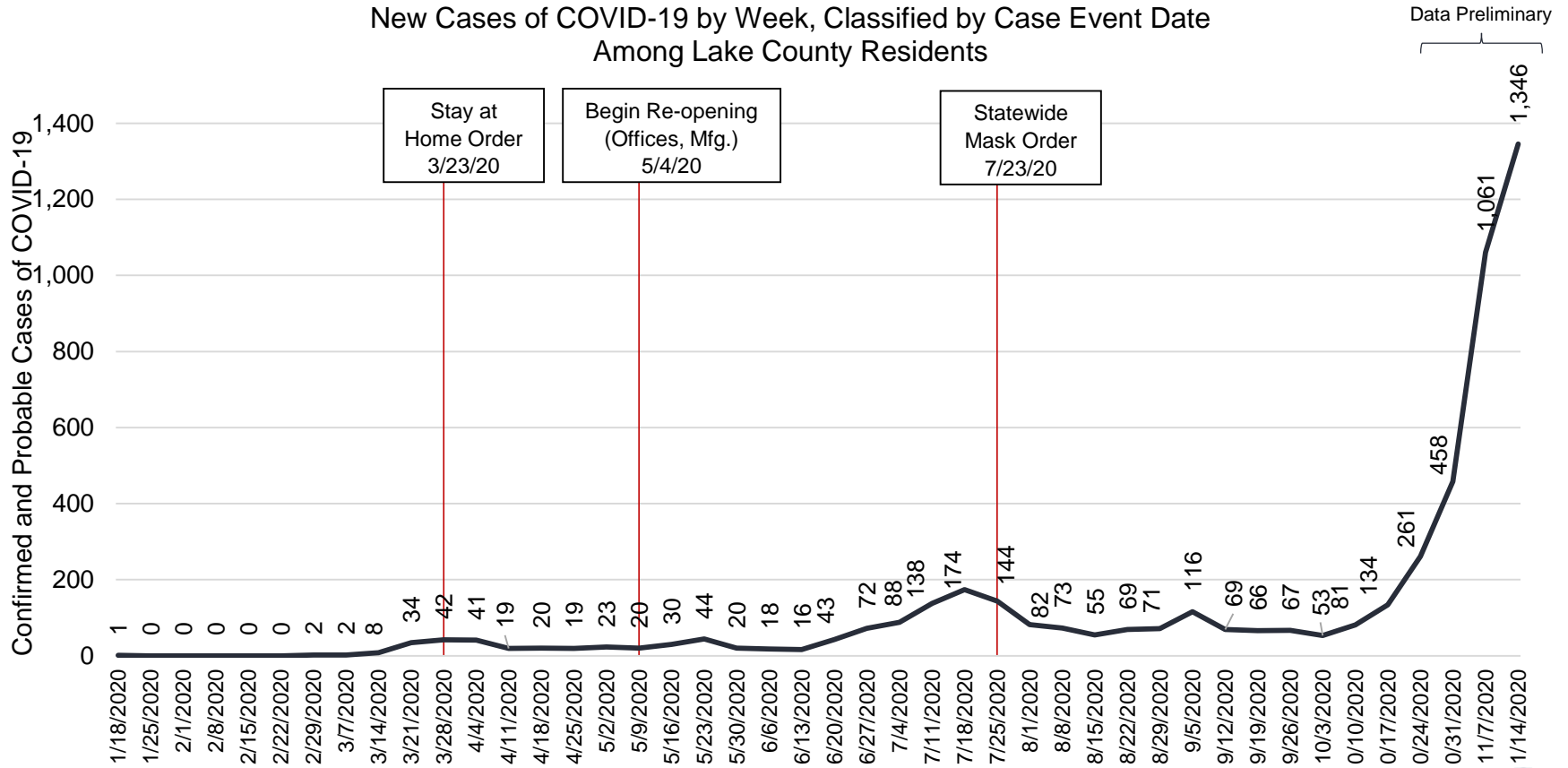
The following graph depicts the number of new cases among Lake County residents by week, classified by the date reported to LCGHD and thus added to the cumulative count (positive test or diagnosis according to CDC case definitions). For the purpose of this report, weeks run from Sunday through Saturday. Data reported for each week reflects the number of cases reported from the previous Sunday, ending on the Saturday date shown. The date reported is used because new cases are regularly reported with symptom onset dates several weeks or more in the past due to lags in testing, reporting, and case investigation. Dates for the Stay at Home Order, state reopening, and mask order are added for reference.

New Cases of COVID-19 Reported by Week
Among Lake County Residents



The following graph depicts the number of new cases among Lake County residents by week, classified by the event date, which is the first known date associated with a case. For most cases, this is the date of symptom onset (date on which the confirmed or probable case first experienced symptoms), but may reflect the date of test specimen collection in cases where onset date is unknown due to a case being asymptomatic or delays in the verification of the onset date during case investigation. For the purpose of this report, weeks run from Sunday through Saturday. Data reported for each week reflects the number of cases from the previous Sunday ending on the Saturday date shown. Dates for the Stay at Home, reopening, and mask orders are added for reference.

New Cases of COVID-19 by Week, Classified by Case Event Date
Among Lake County Residents



COVID-19 Hospitalizations Among Lake County Residents (Cumulative)



276
Cases Hospitalized
 (~5% of cases)



Length of Stay:
1 to 38 days
Average:
7.1 Days



47
ICU Admissions



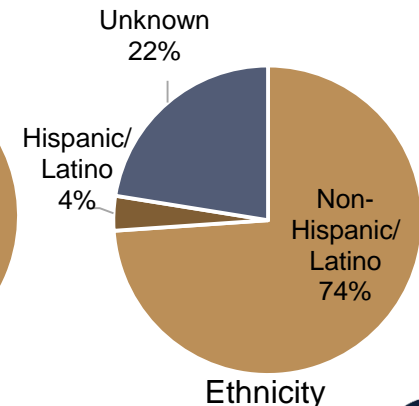
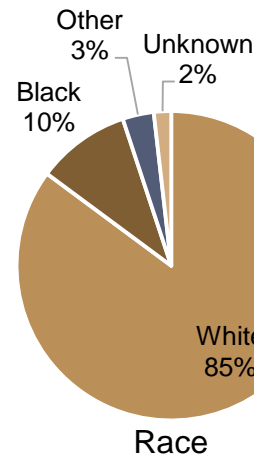
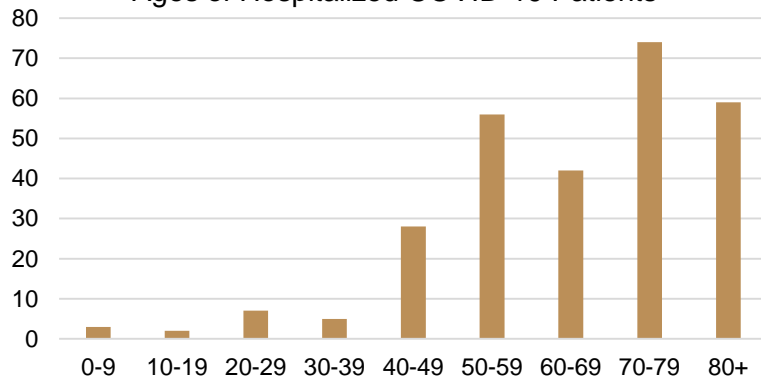
Ages:
<1 to 98
Average:
66 Years

47%  **53%** 



64%
Known Pre-existing Condition(s)

Ages of Hospitalized COVID-19 Patients



COVID-19 Deaths (Cumulative)

To date, 82 deaths have been reported among COVID-19 cases who were Lake County residents. The subset reported below have been determined to meet the vital statistics criteria outlined in the [Ohio Infectious Disease Control Manual](#) as deaths from COVID-19. Those who do not meet the criteria, commonly referred to as “deaths with COVID-19,” are excluded from reported statistics.

**Deaths from
COVID-19**
62



Ages:
43 to 101
Average:
82 Years

47%  **53%** 

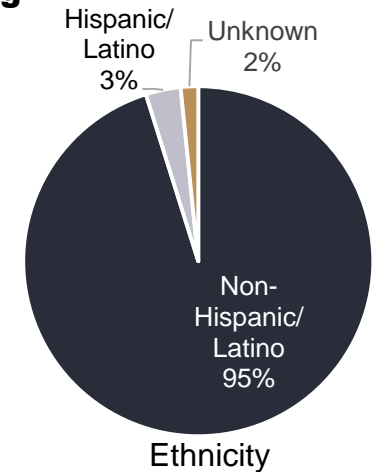
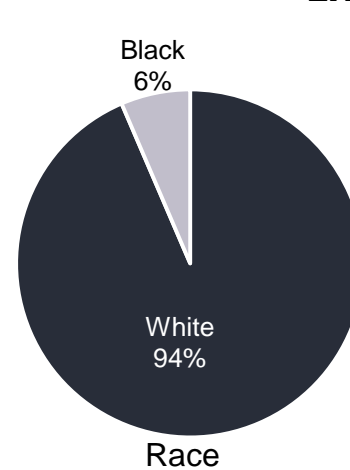
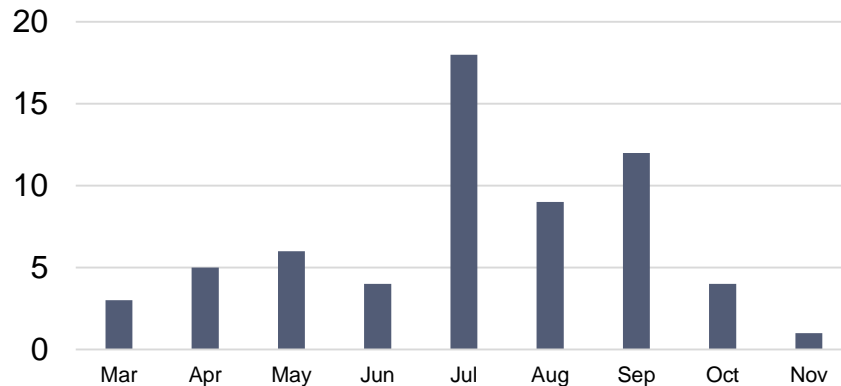


89%
**Known
Pre-existing
Condition(s)**



63%
**Resided in
Congregate
Living**

Deaths from COVID-19 by Month



At a Glance

Reported to LCGHD Since Last Data Report Release (classified by date reported)*			
Measure	11/10	11/17	Change
Total Reported COVID-19 Cases (Cumulative)	3,599	5,197	+1,598
Total Reported COVID-19 Hospitalizations (Cumulative)	242	276	+34
Total Reported COVID-19 ICU Admissions (Cumulative)	46	47	+1
Total Reported Deaths from COVID-19 (Cumulative)	61	62	+1
Average Age of Cumulative Cases	44	44	---
Average Age of Cases who Died from COVID-19	82	82	---

November to Date (data is preliminary and subject to change as newly reported cases are investigated)	
Cases with <u>Verified</u> Symptom Onset Date Occurring in November**	440**
COVID-19 Cases Hospitalized with <u>Known</u> Admission Date Occurring in November	61
COVID-19 Cases Admitted to ICU with <u>Known</u> Hospital Admission Date Occurring in November	2
Known Deaths from COVID-19 Occurring in November	1

*Note this refers to cumulative total reported in each Wednesday Report, by date reported.

**Note this number lags until onset date is able to be verified by case interview. "Onset Date" in ODH CSV file actually refers to "Event Date," which is filled with date a test specimen was collected until onset date is verified by case.



**Lake County
General Health District**

Public Health
Prevent. Promote. Protect.



REV: 11/17/2020